


Rhode Island College

TESL 539: Language Acquisition and Learning

PowerPoint Presentation: Ghana

By: Gina Covino



GHANA



March 6, 1957



Table of Contents

Part I.

1. Geography/Demographics
2. 10 Administrative Regions
3. Language Diversity
4. Politics

Part II.

5. Education: Environment and Curriculum
6. Education: Factors
7. Education: Enrollment
8. Education: Literacy Rate

Part III.

9. Culture, Values and Attitudes
10. Ghanaian Migrants Abroad
11. Ghanaian Americans

Geography

- **Location:** Ghana is in Western Africa, bordering the Gulf of Guinea, between Cote d'Ivoire and Togo.
- **Capital:** Accra



Reference: 15

Demographics

Population: 24,392,000

- *Rural population:* 49%
- Population below poverty level 28.5 %
- Ghana is a low income country with a per capital GDP of only \$402.7 (U.S.) per year.

Age structure:

0-14 years: 36.5% (male 4,568,273/female 4,468,939)

15-64 years: 60% (male 7,435,449/female 7,436,204)

65 years ^{and} over: 3.6% (male 399,737/female 482,471)

Ethnic groups:

Akan 47.5%,

Mole-Dagbon 16.6%,

Ewe 13.9%

Ga-Dangme 7.4%,

Gurma 5.7%,

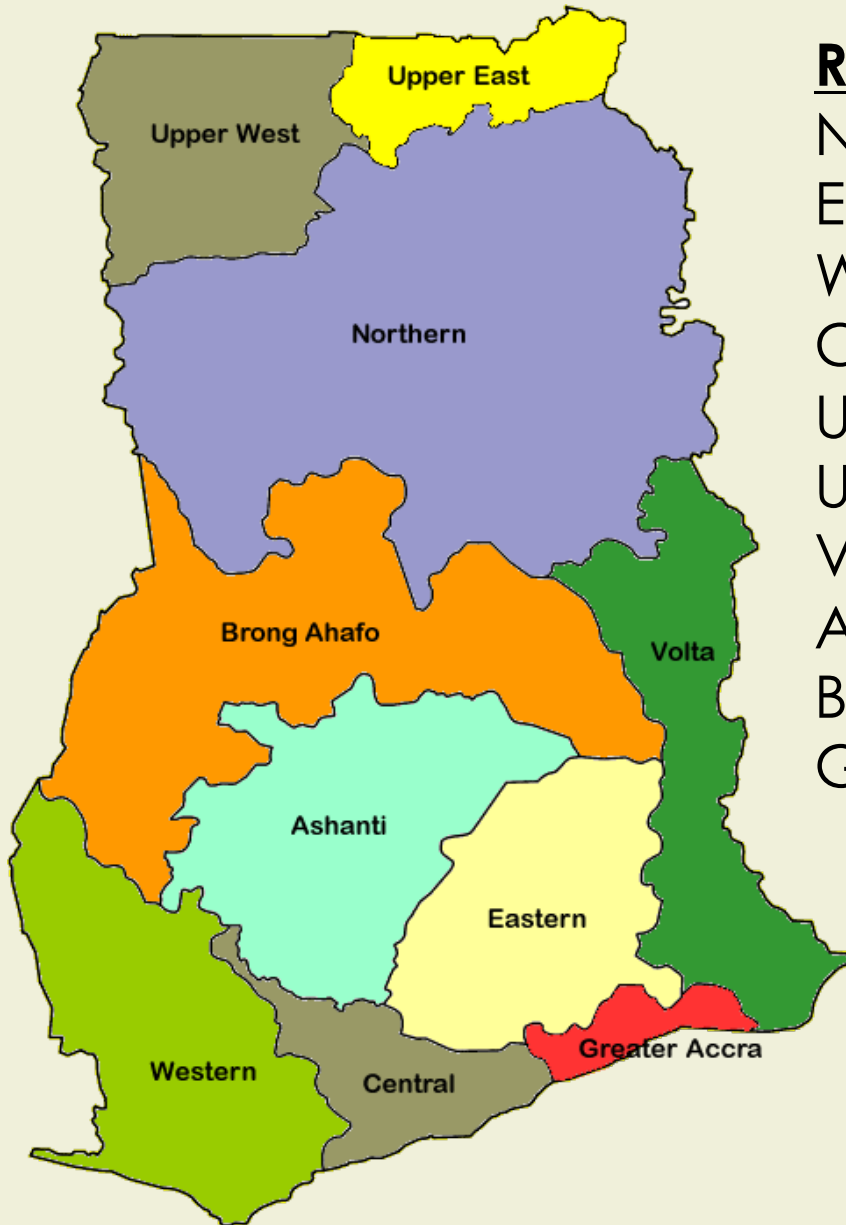
Guan 3.7%,

Grusi 2.5%,

Mande-Busanga 1.1%,

Other 1.6%

10 Administrative Regions



<u>Region</u>	<u>Regional Capital</u>
Northern	Tamale
Eastern	Koforidua
Western	Takoradi
Central	Cape Coast
Upper East	Bolgatanga
Upper West	Wa
Volta	Ho
Ashanti	Kumasi
Brong-Ahafo	Sunyani
Greater Accra	Accra

- About **70 percent** of the total population lives in the **southern half** of the country. **Accra** and **Kumasi** are the largest settlement areas.

Language Diversity

National Official Language: English

- More than 60 languages and dialects are spoken in Ghana. The most **widely spoken local languages** are: Akan, Ga, Dangbe, and Ewe
- Many Ghanaians speak two or three tribal languages in addition to English.

Government Sponsored Languages:

1. AKAN- Western, Central, Ashanti, Eastern, Brong-Ahafo and the northern portion of the Volta (Twi &Fante)
2. DAGAARE / WAALE- Upper Western
3. DANGBE- Greater Accra
4. DAGBANE- Northern Region
5. EWE- Volta Region
6. GA- Greater Accra Region
7. GONJA- Northern Region
8. KASEM- Upper Eastern Region
9. NZEMA- Western Region

POLITICS

Government: Multiparty Democracy: Judiciary, Legislature, Executive



President: John Dramani Mahama,
NDC Party (National Democratic Congress)
Elected 2012

- The Constitution provides freedom of religion. The Constitution also guarantees freedom of speech and assembly, and it forbids the use of torture. There are furthermore proscriptions against discrimination against race, sex, disability, linguistic and social status.

- High levels of corruption persist due to overall weakness in the rule of law. Corruption occurs, especially in the police, customs, judiciary system and with fiscal spending; but also in the education and health sector. Ghana was in 2012 ranked 64 on Transparency International's Corruption Perception Index. Among African countries Ghana was rated number 8.

EDUCATION

- The Constitution grants every Ghanaian child the right to an equal education. Under the **1987 Education Reform Program**, the first nine years of school (ages 6-15 yrs.) is free and compulsory however, children above the stipulated age who have not completed basic school can still enjoy the right.



- The **sole official language of instruction** throughout the Ghanaian educational system is English. Students may study in any local languages for much of the first three years, after which English becomes the medium. Students continue to study a local language and French as classroom subjects through at least the ninth grade. All textbooks and materials are otherwise in English.
- In the public schools, all students take a **Core curriculum** consisting of English Language, Integrated Science, Mathematics, and Social Studies. In Senior High School each student also takes three or four Elective subjects, chosen from the groups of: Sciences-Arts (social sciences and humanities), Vocational (visual arts or home economics), Technical, Business, or Agriculture.
- Primary grades **pupil to teacher ratio**= 1: 33.
- Children wear a brown and yellow school **uniform**. School starts at **7:30** in the morning. Most students walk to school, some cycle, while others take a tro-tro (taxi bus). School ends at **2:15pm**.

TEACHERS: In 2010 there were 50.60% trained teachers in primary education. These teachers are certified, having graduated from three-year Teacher Training Colleges.

- Many trained teachers are unwilling to accept positions in deprived, rural areas (northern regions). These schools have the least number of qualified teachers, the highest pupil teacher ratios and the lowest gender parity. Additionally, many rural schools have an inadequate supply of teaching resources and basic facilities.

Welfare: Children from households in the lowest welfare quintile have lower primary and junior secondary enrollment and attendance rates.

Socio-cultural practices have an effect on enrollment figures, particularly of girls. In some communities children are required to provide support with household chores, farming duties and income generating activities on the streets or market.

Distance: The Upper West and Upper East Regions have the highest percentage of children walking over 30 minutes to school each day (34.9% children in the Upper West) and (32.6% in the Upper East). Often distance to school was cited by these communities as one of the main reasons for non-attendance, a factor in non-enrolment, late-enrolment absenteeism; drop out and a failure to move from primary to secondary.

2010 ENROLLMENT %

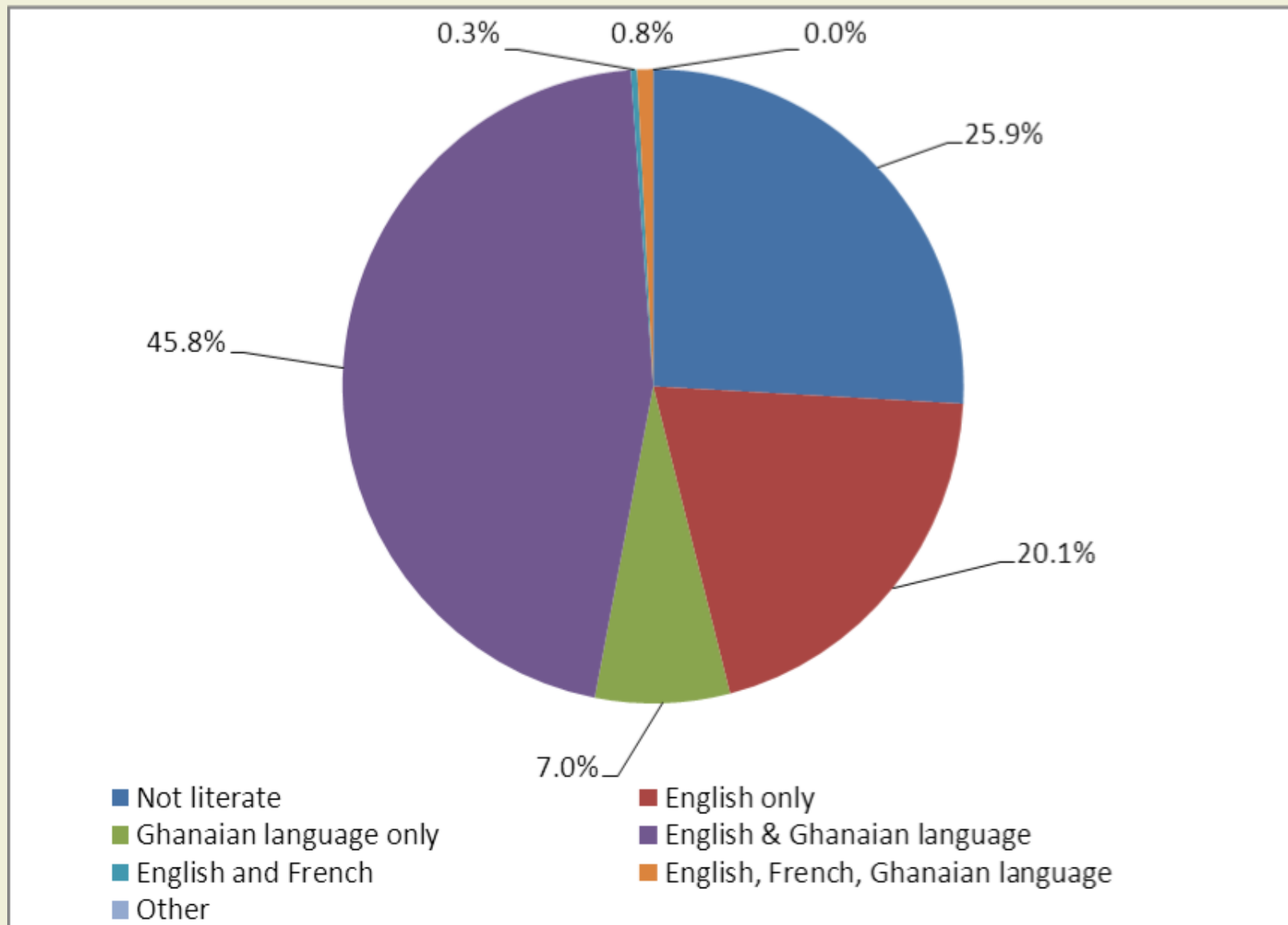
Gender	Kindergarten	Primary (1-6th)	Junior High S. (7-9th)	Senior High S. (10-12th)	Bachelors
Male/ Female	5.9	54.4	21.8	10.9	2.3
Male	5.8	53.3	21.9	11.3	2.7
Female	5.9	55.6	21.7	10.5	1.8

2010 LITERACY %

Gender	11 YEARS and OLDER
Male/ Female	74.1
Male	80.2
Female	68.5

- **Admission to the Senior High School** is based exclusively on the Basic Education Certificate Examination (BECE). Admission to Senior High School is competitive: only 70,000 students can be admitted into the 500 secondary schools.
- **At the end of Senior High School** all students take the West African Senior Secondary Certificate Examination (WASSCE) in each of their seven subjects. These exams are given nationwide in May-June each year, but the results are not available until the following October. Grading is exceptionally tough: fewer than 3% of grades are A's, and 40% of students fail any given exam. C's and D's can be quite competitive grades.

2010 LITERACY LEVEL OF POPULATION 11 YEARS AND OLDER



CULTURE, VALUES AND ATTITUDES

Reference: 6, 9

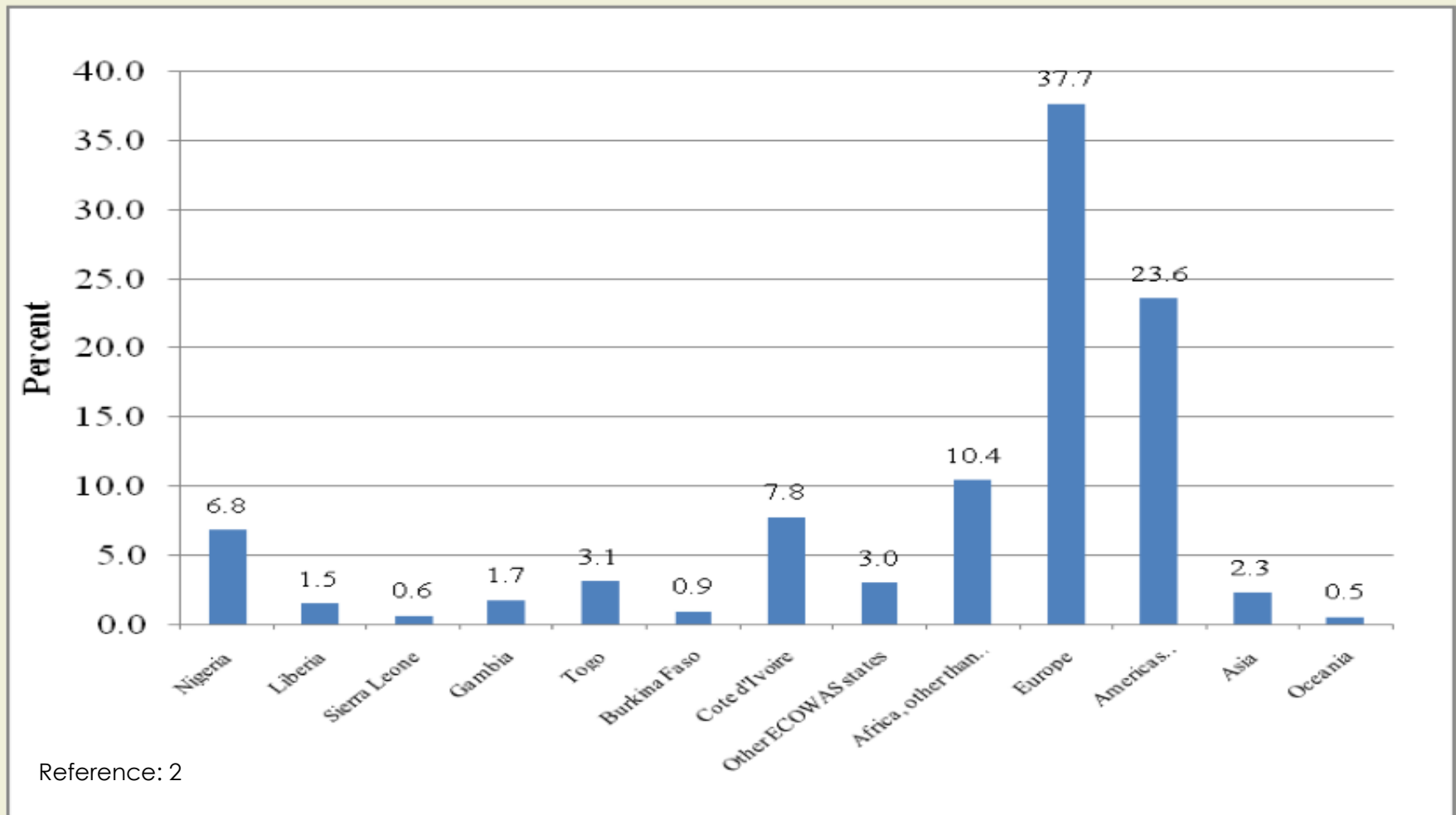
- At the center of Ghanaian society is family. The word "family" is used to refer to both the nuclear unit and extended unit of family.
- Family the primary source of identity, loyalty and responsibility. Individuals achieve recognition and social standing through their extended family.
- It is important for Ghanaians to maintain dignity, honor, and a good reputation. The entire family shares any loss of honor, which makes the culture a collective one.
- Values of Ghanaian interpersonal culture include an emphasis on hospitality, formality and good manners.
- Ghana is still a male dominated society; challenges remain concerning gender equality.
- Homosexuality and mental illness are not socially excepted by many Ghanaians.



- Dance, music and song are perhaps the most important cultural possessions of Ghanaian ethnic groups.



2010 GHANAIAN MIGRANTS ABROAD



Households reported on their former members who had emigrated outside the borders of Ghana for six months or more. The results indicate that there are 250,623 emigrants, with Ashanti and Greater Accra regions constituting about half of the emigrants. There are more male (160,276) emigrants than female (90,347) emigrants. The destinations of most emigrants were Europe (37.7%), Africa (35.8%) and the Americas (23.6%). 76.2% of emigrants were gainfully employed, while 14 % are students and 6.1% were unemployed.

Ghanaian Americans

- There are some 100,000 immigrants from Ghana living in the United States. The highest concentrations of Ghanaians are found in the large cities of: New York, Chicago, Washington D.C., Boston, Atlanta, and Los Angeles.
- Ghanaian American extended family ties are strong and create ongoing commitment. For example, wealthy Ghanaian Americans often support relatives in Ghana or in the United States. Like many recent immigrant groups, Ghanaian Americans push themselves and their children to succeed while seeking a balance of the traditions and customs of both Ghana and the United States.
- Many Immigrants from Ghana came to the United States as students to receive a better education. Ghanaian immigrants use this education to seek business and employment opportunities back in Ghana or permanently in the U.S.A.

Work Cited for Ghana PowerPoint Presentation

1. 80% Ghanaians Have Favorable view of America. (June 2007). GhanaWeb. Retrieved February 20, 2013, from: <http://www.ghanaweb.com/GhanaHomePage/NewsArchive/artikel.php?ID=>
2. 2010 Annual Report Analyses of Immigration. (2010). Retrieved February 20, 2013, from: <http://www.ghanaimmigration.org/annual%20report2010.pdf>
3. Access to Basic Education in Ghana: The Evidence and the Issues (2007) CREATE, Consortium for Research In Educational Access, Transitions and Equity. Retrieved February 20, 2013, from: http://sro.sussex.ac.uk/1872/1/Ghana_CAR.pdf
4. Bump, Michach. Country Profile, Ghana: Searching for Opportunities at Home and Abroad. (2006). Institute for the Study of International Migration, Georgetown University. Retrieved February 20, 2013, from: <http://www.migrationinformation.org/USFocus/display.cfm?ID=>
5. Bureau of Educational and Cultural Affairs. (2010) Retrieved February 20, 2013, from: <http://eca.state.gov/story/economics-ghanaian-classroom>
6. Culture of Ghana. Retrieved February 20, 2013, from: <http://www.everyculture.com/Ge-it/Ghana.html#b>
7. Embassy of the United States Accra, Ghana. (2012). Retrieved February 20, 2013, from: <http://ghana.usembasy.org>
8. Ghanaian Americans. Retrieved February 20, 2013, from: <http://www.everyculture.com/multi/Du-Ha/Ghanaian-Americans.html#b>
9. Ghana Family. Retrieved February 20, 2013, from: http://acad.depauw.edu/mkfinney_web/teaching/Com227/culturalPortfolios/GHANA/Family.html
10. Ghana Statistical Service. (2012). Government of Ghana Official Website. Retrieved February 20, 2013, from: http://www.statsghana.gov.gh/edu_stats.html

11. Ghana: Poverty Past, Present and Future. (2011). World Bank. Retrieved February 20, 2013, from:
<http://web.worldbank.org/WEBSITE/EXTERNAL/TOPICS/EXTPOVERTY/EXTPA/0,,contentMhtDK:20204450~menuPK:435735~pagePK:148956~piPK:216618~theSitePK:430367~isCURL:Y~isCURL:Y00.html>
12. Ghana Education System. (1999). Youth for Understanding Ghana. Retrieved February 20, 2013, from:
<http://yfughana.webs.com/ghanaeducationsystem.htm>
13. Ghana: UNESCO Institute for Statistics. (2012). Retrieved February 20, 2013, from:
http://stats.uis.unesco.org/unesco/TableViewer/document.aspx?Reportid=121&IF_Language=en&BR_Country=2880
14. Ghana: World Health Organization. Retrieved February 20, 2013, from:
<http://www.who.int/countries/gha/en/>
15. Language and Religion Ghana. (2013). Ghana Embassy. Retrieved February 20, 2013, from:
<http://www.ghanaembassy.org/index.php?page=language-and-religion>
16. Ministry of Education. (2013). Ghana Government Portal. Retrieved February 20, 2013, from:
<http://www.ghana.gov.gh/index.php/governance/ministries/331-ministry-of-education>
17. The World Factbook Ghana. (2011). CIA. Retrieved February 20, 2013, from:
<https://www.cia.gov/library/publications/the-world-factbook/geos/gh.html>
18. U.S Relations with Ghana. (2013). US Department of State. Retrieved February 20, 2013, from:
<http://www.state.gov/r/pa/ei/bgn/2860.htm>